



UN HABITAT Executive Board of the United Nations Human Settlements Programme

Distr.: General 18 August 2020

Original: English

Executive Board of the United Nations Human Settlements Programme Second session of 2020 Online, 27–29 October 2020 Item 3 of the provisional agenda* Financial, budgetary and administrative matters

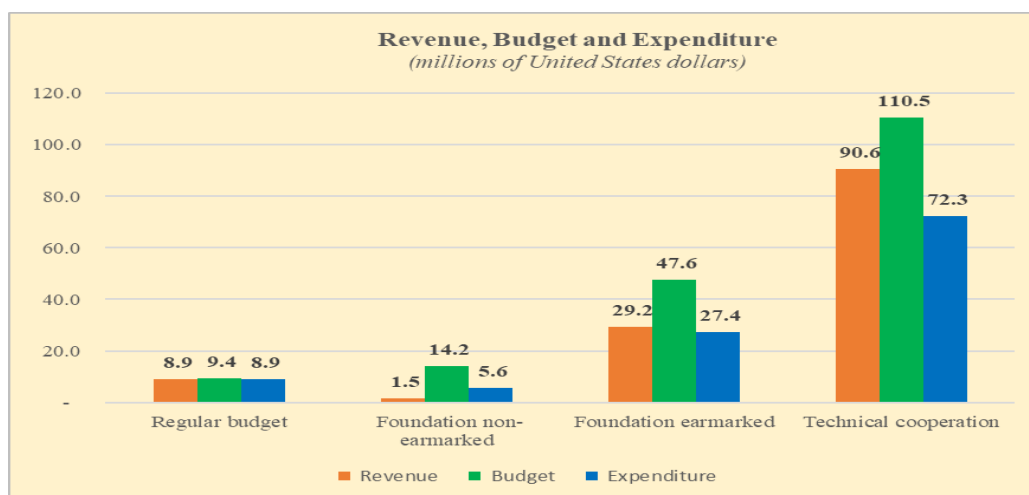
Financial, budgetary and administrative matters: Interim financial status as at 30 September 2020

Report of the Executive Director

I. Introduction

1. This report provides an overview of the financial position of UN-Habitat as at 30 September 2020 and describes the situation of the United Nations Habitat and Human Settlements Foundation (non-earmarked fund). The report also highlights the performance of the Programme’s other funding segments, namely the United Nations Regular Budget Allocation to UN-Habitat, Programme Support, the Foundation Earmarked and Technical Cooperation funds.

Figure 1 Status of UN-Habitat main funds as at 30 September 2020 (nine-month prorated budget)*



* Revenue is stated net of adjustments.

2. Figure 1 (above) provides an overview for 2020 of all the major UN-Habitat funding segments compared to the budget of the approved Work Programme for 2020. Figure 1 highlights

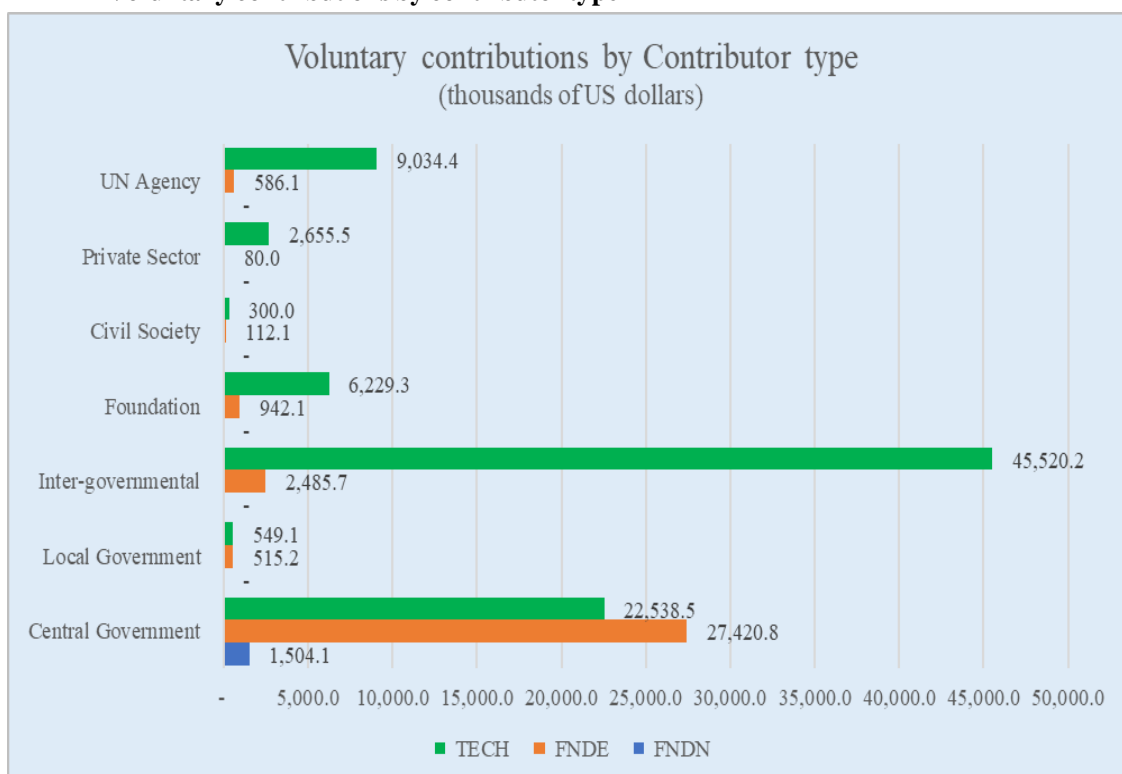
* HSP/EB.2020/19.

revenue and expenditure levels in this reporting period up to 30 September 2020. More detailed information is set out in the annexes to the present report.

3. Foundation non-earmarked voluntary contribution funding in the reporting period amounted to \$1.5 million. The Foundation non-earmarked fund requires sustainable recurrent annual contributions in order for UN-Habitat to achieve the anticipated outcomes and meet the mandated deliverables of its work programme. The revenue for the period fell below the total expenditure of \$5.6 million, thereby registering a deficit of \$4.1 million.

4. **Figure 2** (below) shows the composition of the voluntary contributions received during the period by contributor type.

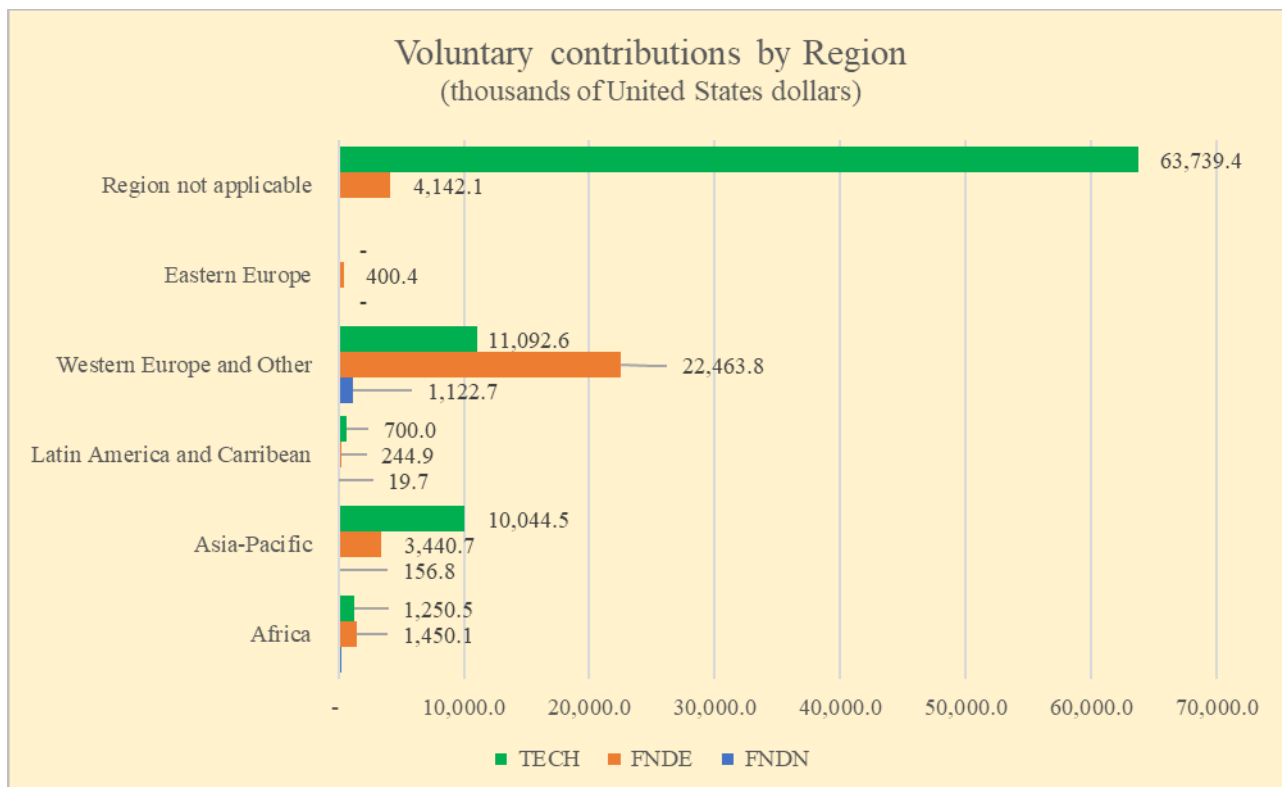
Figure 2
Voluntary contributions by contributor type



Abbreviations: FNDN, Foundation non-earmarked; FNDE, Foundation earmarked; TECH, Technical cooperation

5. **Figure 3** shows the composition of the voluntary contributions received during the period by region.

Figure 3
Voluntary contributions by region



Abbreviations: FNDN, Foundation non-earmarked; FNDE, Foundation earmarked; TECH, Technical cooperation

II. Performance of core funds

6. The Foundation non-earmarked fund and regular budget allocations are considered to be constituent elements of the core resources of UN-Habitat.

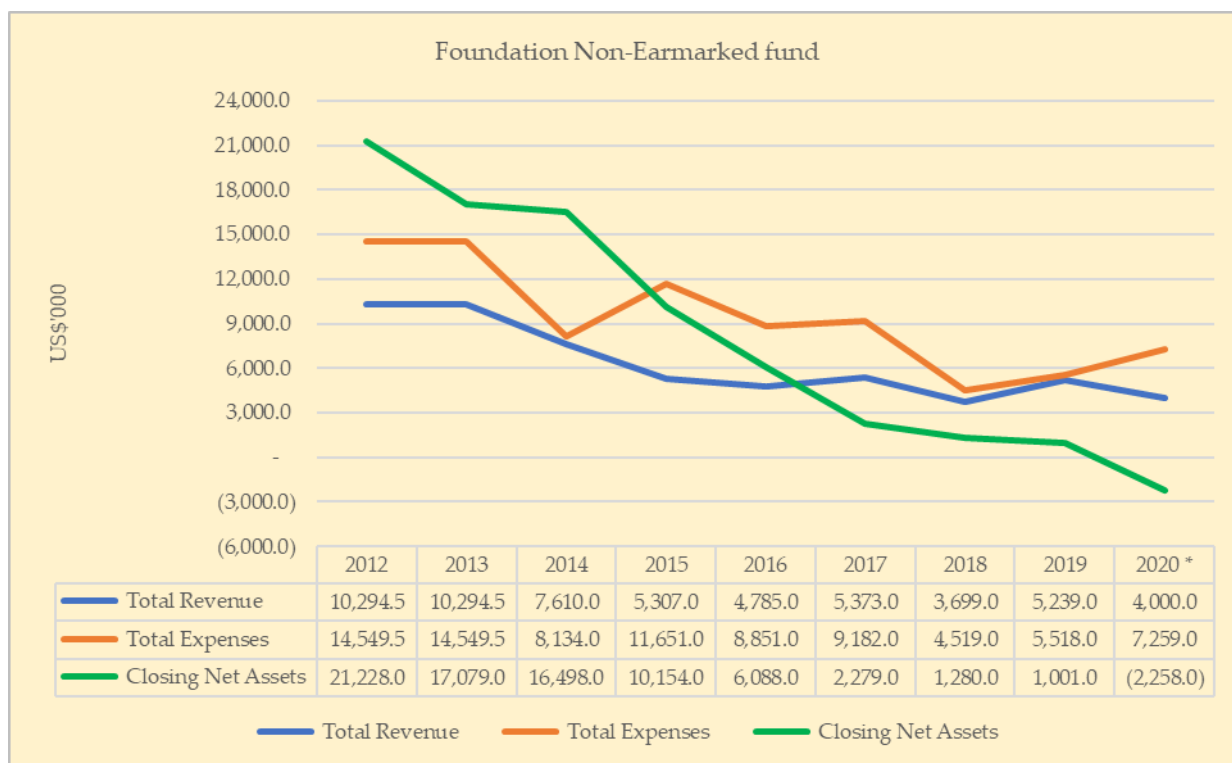
A. Foundation non-earmarked fund

7. In accordance with Rule 302.6 of the Financial Regulations of the United Nations for the United Nations Habitat and Human Settlements Foundation, and Financial Rules of the United Nations Habitat and Human Settlements Foundation and of Other Extrabudgetary Resources of UN-Habitat (ST/SGB/2015/4, annex II), Foundation non-earmarked funds, otherwise known as the Foundation general purpose fund, are allocated against budget priorities agreed by the UN-Habitat governing body – previously the Governing Council of UN-Habitat, which was dissolved and replaced by the United Nations Habitat Assembly of the United Nations Human Settlements Programme pursuant to General Assembly resolution 73/239 of 20 December 2018. The UN-Habitat Assembly established an Executive Board in its decision HSP/HA.1/HLS.2.

8. Traditionally, the main source of Foundation non-earmarked revenue was non-earmarked contributions from Member States. The non-earmarked fund constitutes the main source of funding for the implementation of the UN-Habitat strategic plan for mandated normative work, required executive direction and management, and a baseline level of programme support.

9. The approved budget for this reporting period is \$14.2 million (equivalent to nine months of the approved budget for 2020 of \$18.9 million). Total voluntary contributions received as at 30 September 2020 amounted to \$1.5 million, while expenditures for the same period totalled \$5.6 million. The expenditures included \$4.2 million on position costs and \$1.4 million on operating expenditures, resulting in a net operational deficit of \$4.1 million, and a requirement to cover operational expenditures for normative work using a short-term loan from the programme support cost fund. A remaining statutory operational reserve of \$1.9 million, as currently authorised, is based on 10 per cent of the \$18.9 million approved budget for 2020. Based on liquidity requirements, it is proposed that the Executive Board approve a 20 per cent reserve on the \$10.0 million proposed work programme and budget for 2021. The Executive Board approved reserve will be noted in the UN-Habitat 2020 Financial Statements.

Figure 4
Trends in the Foundation non-earmarked fund ^a



^a Closing net assets value is before loan from programme support account.

10. **Figure 4** (above) shows a constant and long-term decline in revenue, which has not been matched by reductions in expenditure.

11. In 2017, the UN-Habitat management approved a \$3.0 million loan from the programme support account to the Foundation non-earmarked fund. UN-Habitat is processing an additional short-term loan amounting to \$1.5 million to be recovered by the end of the year based on confirmed pledges. To arrest the depletion in the net asset value, UN-Habitat has continued to apply the austerity measures adopted in 2018. Nevertheless, a risk still exists that it will not be possible to repay the loan to the programme support account, in which case the net asset value of the programme support account will need to be reduced accordingly.

B. Regular budget

1. Section 15

12. Approved by the General Assembly, the regular budget appropriation to UN-Habitat is provided under section 15 (Human settlements). In 2020, the final appropriation amounted to \$12.5 million in the form of an authorisation to expend against specific items within a set envelope. Approximately, 94 per cent of the \$8.9 million expenditure recorded by 30 September 2020 relates to staff costs. The UN Controller, has implemented liquidity restrictions, including a recruitment freeze on the vacant Regular Budget posts, and reduction in non-post costs of \$810,000. Please note the 2021 section 15 proposed budget (A/74/6 (sect.15) amounts to \$12.5 million, as stated in table 15.7, which represents a zero-growth rate prior to re-costing.

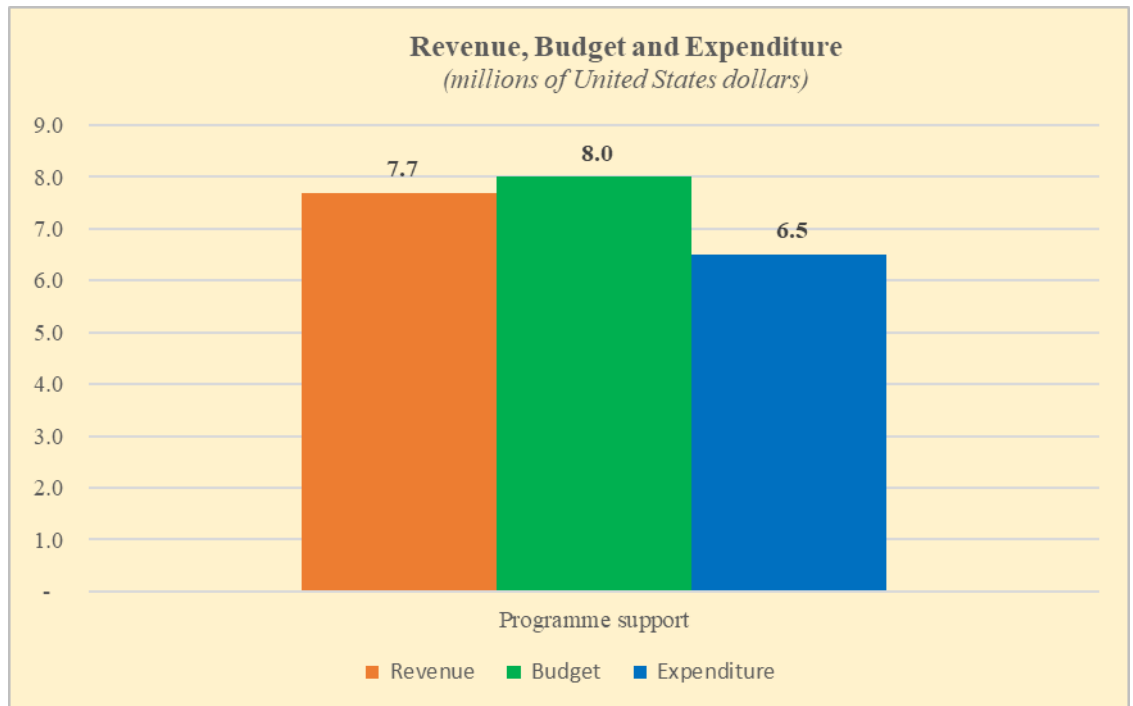
2. Sections 23 and 35

13. UN-Habitat is also allocated Regular Budget resources under sections 23 and 35. Approved by the General Assembly, the regular budget appropriation to UN-Habitat provided under section 23 (Regional programme of technical cooperation) amounted to \$1.0 million in 2020, for which expenditure amounted to \$737,800 in the reporting period. The appropriation for section 35 (Development account) in 2020 amounted to \$1.1 million from which \$596,600 has been spent in the period.

C. Programme support

14. The 2020 programme support budget approved by the Executive Director totalled \$10.6 million. Programme support revenue as at 30 September 2020, excluding all other revenue, amounted to \$7.7 million, against expenditure for the same period of \$6.5 million, of which 47 per cent has been used to fund posts.

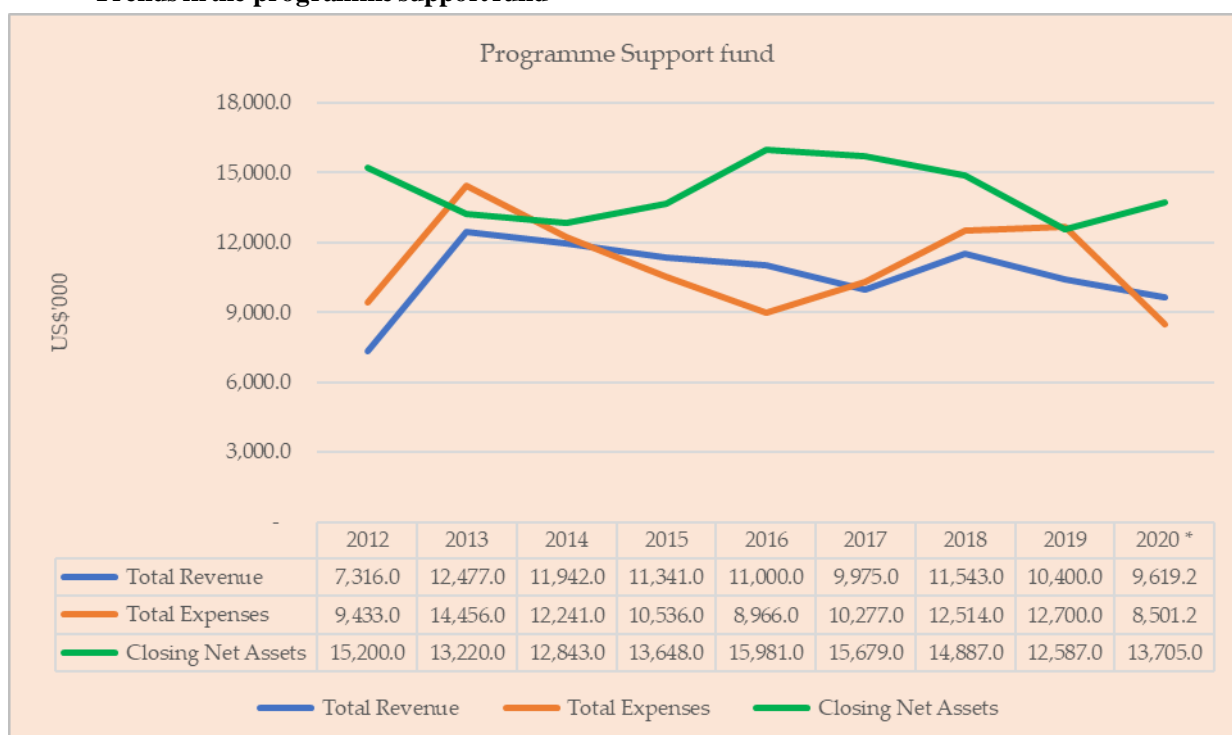
Figure 5
Status of UN-Habitat programme support fund as at 30 September 2020 (nine-month prorated budget)*



* Revenue is stated net of adjustments.

15. Programme support resources are generated through the charge levied as a percentage of direct earmarked expenditures in accordance with administrative instruction ST/AI/286. The charge is intended to recover the incremental indirect costs associated with supporting earmarked activities. Those funds are acquired to ensure that the additional cost of supporting activities financed from earmarked contributions is not paid from the funds intended for the implementation of the approved programme of work.

Figure 6
Trends in the programme support fund^a



^a Closing net assets value is before loan to foundation non-earmarked account.

* 2020 figures are projected.

16. **Figure 6** (above) shows the UN-Habitat programme support fund end balances by year. Total revenue for the interim reporting period in 2020 has exceeded expenditures. The savings made are partially due to the suspension of staff travel and the freeze on the recruitment of programme management staff to fill vacant positions, as a result of the coronavirus disease (COVID-19) pandemic.

17. As mentioned above, it should be noted that, in 2017, \$3.0 million was loaned to the Foundation non-earmarked fund from the programme support fund. Based on the performance of the Foundation non-earmarked fund in the reporting period, that loan is projected to be uncollectable in the near future given the low contributions to the UN-Habitat non-earmarked fund. The net asset value reflected in figure 5 may therefore need to be reduced by that amount.

D. Performance of earmarked funds

1. Foundation earmarked

18. Contributions from Member States and other donors to Foundation earmarked resources are intended for the implementation of specific activities in the work programme that are consistent with the mandate of UN-Habitat. Such activities generally comprise global, thematic and multi-country projects.

19. The approved budget for Foundation earmarked resources for 2020 is \$63.5 million. The proportional budget relating to the reporting period is \$47.6 million (equivalent to nine months of the approved budget for the year). As at 30 September 2020, the total revenue from Foundation earmarked voluntary contributions was \$32.1 million from various donors, as listed in annex III to the present report. Total net revenue after refunds to donors and other prior year revenue adjustments amounted to \$29.2 million, while the total expenditure incurred over the nine-month period was \$27.4 million. As reflected in Annex I of this report, the fund balance (carry forward project balances) at the end of the reporting period amounted to \$93.5 million, including a reserve of \$4.0 million. The reported surplus is notional as it results from the implementation of part of the resources carried over from 2019.

2. Technical cooperation

20. Technical cooperation contributions are earmarked voluntary resources from Member States and other donors for the implementation of specific technical regional and country-level activities consistent with the UN-Habitat mandate and work programme.

21. The approved budget for technical cooperation for 2020 is \$147.4 million. The budget for the reporting period amounted to \$110.5 million (equivalent to nine months of the estimated budget for the year). As at 30 September 2020, the total revenue received was \$90.5 million which included voluntary contributions of \$86.8 million while the expenditure incurred was \$72.3 million. As reflected in Annex I, the fund balance at the end of the reporting period amounted to \$257.0 million (carry forward project balances), including a reserve of \$11.4 million.

E. Summary

22. The total operational deficit for the reporting period of the Foundation non-earmarked fund is \$4.1 million, while the programme support account realised an operational surplus of \$2.6 million as at 30 September 2020. In accordance with the prevailing administrative instructions, programme support resources should be used to finance the indirect support provided to the activities of programme support, programme development and project management. Based on the current funding levels of the programme support fund, it is clear that, in the current context, the fund balance in the programme support account cannot continue to be used to offset the operational deficits in the Foundation non-earmarked fund until such time as ongoing fundraising efforts and/or austerity measures successfully ensure a balance between the revenue and expenditure of the Foundation non-earmarked fund.

23. With regard to earmarked funds, surpluses of \$1.7 million and \$18.2 million were realised on the Foundation earmarked and technical cooperation funds, respectively. These surpluses resulted from timing differences. Personnel costs from earmarked funds are reported in the “other staff costs” category.

24. Summaries of the revenue, expenses, fund balances and reserves for each funding segment are set out in Annex I to the present report, while the status of the Foundation non-earmarked contributions is set out in Annex II. Annex III sets out the status of earmarked contributions, while the list of the top 10 contributors for the reporting period is shown in Annex IV.

Annex I

Interim statement of financial performance for the period ended 30 September 2020 (by segment)

(thousands of United States dollars)

<i>Category</i>	<i>REGB</i>	<i>FNDN</i>	<i>FNDE</i>	<i>TECH</i>	<i>PRGS</i>	<i>Subtotal</i>	<i>RPTC</i>	<i>DEVT</i>	<i>EOSB</i>	<i>Subtotal</i>	<i>Total</i>	<i>Intersegment elimination</i>	Grand total
R01.Assessed contributions	8,909.5	-	-	-	244.4	357.3	737.8	596.6	-	1,334.4	10,243.9	-	10,243.9
R02.Voluntary contributions	-	1,504.0	31,479.8	77,734.3	-	7.3	-	-	-	-	110,718.1	-	110,718.1
R03.Other transfers and allocations	-	-	662.0	9,092.9	9.0	1,525.2	-	-	-	-	9,754.9	-	9,754.9
R04.Refunds to donors	-	-	(3,868.7)	(6,427.8)	1,580.1	9,551.5	-	-	-	-	(10,296.5)	-	(10,296.5)
R05.Programme support revenue	-	-	-	-	551.9	11,481.1	-	-	-	-	7,533.3	7,533.3	-
R06.Investment revenue	-	22.8	551.1	1,355.1	27.9	409.1	-	-	104.8	104.8	2,141.0	-	2,141.0
R07.Other revenue	-	13.3	338.1	8,825.9	31.6	1,165.4	-	-	-	-	9,220.2	-	9,220.2
Total revenue	8,909.5	1,540.1	29,162.3	90,580.4	68.9	30,164.0	737.8	596.6	104.8	1,439.2	139,314.9	7,533.3	131,781.6
E01.Post Costs	8,448.0	4,183.6	-	-	4.6	6,779.5	-	-	-	-	15,778.1	-	15,778.1
E02.Other staff costs	101.9	509.1	15,455.0	26,638.0	6,546.9	120,835.0	674.4	21.9	-	696.3	44,282.0	-	44,282.0

E03.Hospitality	8.2	2.1	11.4	8.8	1,136.5	17,040.7	-	-	-	-	30.8	-	30.8
E04.Consultant and Experts	54.0	58.9	-	-	244.4	357.3	17.5	325.8	-	343.3	700.6	-	700.6
E05.Travel of representatives	-	-	6.2	1.1	-	7.3	-	-	-	-	7.3	-	7.3
E06.Travel of staff	6.1	0.7	1,060.5	448.9	9.0	1,525.2	12.6	1.8	-	14.4	1,539.6	-	1,539.6
E07.Contractual Services	127.3	105.0	1,573.6	6,165.5	1,580.1	9,551.5	12.3	35.3	-	47.6	9,599.1	-	9,599.1
E08.General Operating Expenses	176.2	605.9	835.9	9,311.2	551.9	11,481.1	16.8	91.5	0.4	108.7	11,589.8	-	11,589.8
E09.Supplies and materials	0.7	-	30.1	350.4	27.9	409.1	-	-	-	-	409.1	-	409.1
E10.Furniture and equipment	17.7	14.0	109.6	992.5	31.6	1,165.4	2.5	(3.5)	-	(1.0)	1,164.4	-	1,164.4
E11.Grants and Contributions	(30.6)	55.1	6,698.3	23,372.3	68.9	30,164.0	1.7	123.8	-	125.5	30,289.5	7,533.3	22,756.2
E12.Other expenses	-	71.8	1,666.7	5,036.4	4.6	6,779.5	-	-	7.4	7.4	6,786.9	-	6,786.9
Total expenditure	8,909.5	5,606.2	27,447.3	72,325.1	6,546.9	120,835.0	737.8	596.6	7.8	1,342.2	122,177.2	7,533.3	114,643.9
Surplus/(Deficit)	-	(4,066.1)	1,715.0	18,255.3	1,136.5	17,040.7	-	-	97.0	97.0	17,137.7	-	17,137.7
Starting gross fund balances	-	1,001	91,793	238,720	11,611	343,125	-	-	(25,115)	(25,115)	318,010	-	318,010

Ending gross fund balances	-	(3,065)	93,508	256,975	12,748	360,166	-	-	(25,018)	(25,018)	335,148	-	335,148
Statutory operating reserves	-	1,893	4,023	11,360	2,932	20,208	-	-	-	-	20,208	-	20,208
Ending net fund balances	-	(4,958)	89,485	245,615	9,816	339,958	-	-	(25,018)	(25,018)	314,940	-	314,940

Abbreviations: REGB, Regular budget; FNDN, Foundation non-earmarked; FNDNE, Foundation earmarked; TECH, Technical cooperation; PRGS, Programme support; DEVT, Development account (S.35); RPTC, Regular programme of technical cooperation (S.23); EOSB, End of service and employment benefits.

Annex II**Status of the Foundation non-earmarked contributions as at 30 September 2020**

(United States dollars)

<i>Country</i>	<i>31 Dec. 2015</i>	<i>31 Dec. 2016</i>	<i>31 Dec. 2017^a</i>	<i>31 Dec. 2018^b</i>	<i>31 Dec. 2019^c</i>	<i>30 Sep. 2020</i>
Algeria	–	10 000	–	–	–	–
Argentina	5 000	10 000	–	–	–	–
Barbados	6 074	–	14 815	14 815	14 700	14 706
Botswana	–	–	–	50 000	20 000	–
Burkina Faso	34 430	–	–	–	16 886	–
Chile	5 000	5 000	5 000	5 000	5 000	–
China	350 000	350 000	350 000	350 000	350 000	350 000
Côte d'Ivoire	–	–	25 000	–	–	–
Czechia	–	–	6 892	6 547	6 463	–
Dominican Republic	–	–	–	–	–	4 975
Eritrea	–	50 000	–	–	–	–
Finland	517 188	–	–	–	–	–
France	–	105 860	–	–	225 220	227 740
Haiti	–	–	9 910	10 000	–	–
India	60 246	247 227	100 000	100 000	150 000	–
Iraq	–	–	–	–	50 000	–
Israel	10 000	10 000	10 000	–	3 800	–
Japan	35 586	–	117 136	–	34 950	31 455
Kenya	–	–	68 306	206 678	96 398	–
Kiribati	–	–	–	25 000	–	–
Korean Republic	–	–	–	–	–	84 365
Malawi	–	–	–	–	10 000	10 000
Mali	–	–	–	–	9 653	–
Malaysia	–	–	–	1 200 000	–	–
Myanmar	–	–	10 000	–	–	9 980
Namibia	–	–	150 000	–	–	–
Nigeria	–	–	*25 000	25 000	25 000	–
Norway	638 488	598 982	593 014	632 631	2 356 129	–

<i>Country</i>	<i>31 Dec. 2015</i>	<i>31 Dec. 2016</i>	<i>31 Dec. 2017^a</i>	<i>31 Dec. 2018^b</i>	<i>31 Dec. 2019^c</i>	<i>30 Sep. 2020</i>
Pakistan	5 994	6 000	–	6 000	6 000	5 941
Philippines	–	15 000	15 000	25 000	2 500	–
Republic of Korea	90 416	83 783	87 596	89 204	80 378	–
Senegal	–	–	–	–	9 988	44 868
Sierra Leone	–	–	10 000	–	–	–
Singapore	–	–	–	–	50 000	–
Slovakia	–	15 609	–	–	–	–
South Africa	120 000	–	283 560	150 000	160 000	150 000
South Sudan	–	–	–	–	40 000	–
Spain	–	–	–	–	977 000	–
Sri Lanka	25 000	25 000	25 000	25 000	23 000	25 000
Tunisia	602	–	–	–	–	–
United Republic of Tanzania	–	–	–	9 886	–	–

<i>Country</i>	<i>31 Dec. 2015</i>	<i>31 Dec. 2016</i>	<i>31 Dec. 2017^a</i>	<i>31 Dec. 2018^b</i>	<i>31 Dec. 2019^c</i>	<i>30 Sep. 2020</i>
United States of America	600 000	766 838	692 000	672 974	650 000	545 000
Zambia	–	–	24 970	7 820	–	–
Zimbabwe	–	30 225	–	–	–	–
Total	2 504 024	2 329 523	2 623 199	3 611 554	5 373 065	1 504 030

^a Includes contributions received in 2020 from Nigeria.

^b Includes contributions received in 2020 from Nigeria.

^c Includes contributions received in 2020 from Botswana, Israel, Kenya, Mali, Nigeria and the United States of America increasing contributions from \$5.1 million reported in 2019 financial statements to \$5.4 million in this report.

Annex III**Earmarked voluntary contributions as at 30 September 2020**

(in United States dollars)

<i>Donor name</i>	<i>Region</i>	<i>FNDE</i>	<i>TECH</i>	<i>Total</i>
Brazil	Latin America and Carribean	104,940	2,571,040	2,675,980
Cameroon	Africa	-	70,541	70,541
China	Asia-Pacific	-	300,000	300,000
Ecuador	Latin America and Carribean	-	700,000	700,000
Egypt	Africa	-	321,000	321,000
France	Western Europe and Other	357,497	-	357,497
Gambia	Africa	250,000	-	250,000
Germany	Western Europe and Other	727,714	1,345,187	2,072,901
Iraq	Asia-Pacific	-	454,000	454,000
Japan	Asia-Pacific	1,048,974	11,056,732	12,105,706
Jordan	Asia-Pacific	63,924	5,905	69,829
Korea, Republic of	Asia-Pacific	327,900	195,000	522,900
Mexico	Latin America and Carribean	140,000	-	140,000
Morocco	Africa	1,200,000	-	1,200,000
Mozambique	Africa	-	858,984	858,984
Netherlands	Western Europe and Other	-	241,364	241,364
Norway	Western Europe and Other	2,795	-	2,795
Russian Federation	Eastern Europe	400,362	-	400,362
Spain	Western Europe and Other	507,164	-	507,164
Sweden	Western Europe and Other	20,868,559	4,768,979	25,637,538
Switzerland	Western Europe and Other	-	397,129	397,129
Thailand	Asia-Pacific	-	101,823	101,823
United Arab Emirates	Asia-Pacific	2,000,000	-	2,000,000
African Development Bank	Region not applicable	981	-	981
Ahmed Farid Mustapha Consultants	Region not applicable	80,000	-	80,000
Alwaleed Philanthropies	Region not applicable	-	2,000,000	2,000,000
Arcadis Nederland BV	Region not applicable	39,550	-	39,550
Arvet Produktion AB	Region not applicable	10,000	-	10,000

Association of Southeast Asian Nations	Region not applicable	-	1,098,321	1,098,321
Awash Welday General Contractor	Region not applicable	-	2,605,535	2,605,535
Belema Aid Foundation	Region not applicable	12,000	-	12,000
Cardiff University	Region not applicable	19,778	-	19,778
Caritas Czech Republic	Region not applicable	-	300,070	300,070
Drosos Foundation	Region not applicable	-	51,567	51,567
European Climate Foundation	Region not applicable	172,113	-	172,113
European Union	Region not applicable	2,484,918	31,310,001	33,794,919
Fenghuang Feiyang Beijing New Media Information Technology Co Inc	Region not applicable	-	50,000	50,000
IMMAP France	Region not applicable	-	1,579,718	1,579,718
International Organisation for Migration	Region not applicable	-	622,926	622,926
Jamia Mosque Committee	Region not applicable	2,965	-	2,965
Kuwait Society for Relief	Region not applicable	-	5,700	5,700
Peacebuilding Fund	Region not applicable	-	1,000,000	1,000,000
Plan International - Germany	Region not applicable	-	282,198	282,198
Prosperity Fund Global Future Cities Programme	Region not applicable	609,360	-	609,360
Qatar Development Fund	Region not applicable	-	2,000,000	2,000,000
The Adaptation Fund Board	Region not applicable	-	12,439,292	12,439,292
The University of Melbourne Australia	Region not applicable	89,270	-	89,270
Un African Union Hybrid Operation I	Region not applicable	-	257,592	257,592
United Nations Development Assistance Plan	Region not applicable	274,072	-	274,072
United Nations Development Programme	Region not applicable	238,030	5,208,697	5,446,727
United Nations Refugee Agency (UNHCR)	Region not applicable	-	75,000	75,000
United Nations Children's Fund	Region not applicable	10,000	1,928,524	1,938,524
United Nations Office for Project Services	Region not applicable	-	349,992	349,992
Vanke Foundation	Region not applicable	99,000	-	99,000
Victor Wanyama Foundation	Region not applicable	-	10,000	10,000
World Bank	Region not applicable	-	264,475	264,475
Total		32,141,866	86,827,242	118,969,118

Abbreviations: FNDE, Foundation earmarked; TECH, Technical cooperation

Annex IV

Core Contributions (REGB and FNDN)*			Earmarked Contributions			Total Contributions		
USD 10.4 million			USD 119.0 million			USD 129.4 million		
Donor		%	Donor		%	Donor		%
1	Regular budget	85.6	1	European Union	28.4	1	European Union	26.1
2	United States of America	5.2	2	Sweden	21.5	2	Sweden	19.8
3	China	3.4	3	The Adaptation Fund Board	10.5	3	The Adaptation Fund Board	9.6
4	France	2.2	4	Japan	10.2	4	Japan	9.4
5	South Africa	1.4	5	United Nations Development Programme	4.6	5	Regular Budget	6.9
6	Republic of Korea	0.8	6	Brazil	2.2	6	United Nations Development Programme	4.2
7	Senegal	0.4	7	Awash Welday General Contractor	2.2	7	Brazil	2.1
8	Japan	0.3	8	Germany	1.7	8	Awash Welday General Contractor	2.0
9	Sri Lanka	0.2	9	Alwaleed Philanthropies	1.7	9	Germany	1.6
10	Barbados	0.1	10	Qatar Development Fund	1.7	10	Alwaleed Philanthropies	1.5
	Others	0.4		Others	15.3		Others	16.8

Top Ten Donors of UN-Habitat 2020

Abbreviations: REGB, Regular budget; FNDE, Foundation earmarked

Annex V

Core contributions (Regular budget and Foundation non-earmarked contributions)									
2015 USD 15.8 million		2016 USD 15.9 million		2017 USD 15.3 million		2018 USD 14.7 million		2019 USD 18.2 million	
Donor	%	Donor	%	Donor	%	Donor	%	Donor	%
1 Regular Budget	84.3	1 Regular Budget	85.3	1 Regular Budget	83.5	1 Regular Budget	75.7	1 Regular Budget	71.8
2 Norway	3.9	2 United States of America	4.8	2 United States of America	4.5	2 Malaysia	8.1	2 Norway	12.9
3 United States of America	3.8	3 Norway	3.8	3 Norway	3.9	3 United States	4.6	3 Spain	5.4
4 Finland	3.3	4 China	2.2	4 China	2.3	4 Norway	4.3	4 United States	3.0
5 China	2.2	5 India	1.6	5 South Africa	1.8	5 China	2.4	5 China	1.9
6 South Africa	0.8	6 France	0.7	6 Namibia	1.0	6 Kenya	1.4	6 France	1.2
7 Republic of Korea	0.6	7 Republic of Korea	0.5	7 Japan	0.8	7 South Africa	1.0	7 South Africa	0.9
8 India	0.4	8 Eritrea	0.3	8 India	0.7	8 India	0.7	8 India	0.8
9 Japan	0.2	9 Zimbabwe	0.2	9 Republic of Korea	0.7	9 Republic of Korea	0.6	9 Republic of Korea	0.4
10 Burkina Faso	0.2	1 Sri Lanka	0.2	1 Kenya	0.4	1 Botswana	0.3	1 Iraq/Singapore	0.5
Others	0.3	Others	0.4	Others	0.4	Others	0.9	Others	1.0

Top Ten Donors of UN-Habitat 2015-2019

Earmarked Contributions									
2015 USD 154.2 million		2016 USD 210.1 million		2017 USD 144.2 million		2018 USD 164.9 million		2019 USD 155.3 million	
Donor	%	Donor	%	Donor	%	Donor	%	Donor	%
1 Japan	33.9	1 United States of America	25.6	1 European Union	14.4	1 European Union	16.4	1 UNDP (incl. one UN fund)	28.5
2 European Union	10.2	2 Japan	10.4	2 Japan	10.6	2 Japan	13.6	2 Japan	15.0
3 Switzerland	6.8	3 UNDP (incl. one UN fund)	8.7	3 UNDP (incl. one UN fund)	8.6	3 Switzerland	11.0	3 Adaptation Fund Board	12.6
4 UNDP	6.5	4 Sweden	8.6	4 Denmark	8.3	4 Adaptation Fund Board	8.0	4 European Union	11.6
5 Somalia Dev. Fund	5.6	5 European Union	7.5	5 KFW	8.2	5 Netherlands	6.6	5 Mexico	5.8
6 Netherlands	4.4	6 Block by Block	5.7	6 Sweden	8.2	6 United States	5.9	6 United Kingdom	5.5
7 UNICEF	4.1	7 UNOPS	4.0	7 Germany	4.7	7 UNDP (incl. one UN fund)	5.1	7 Bahrain	2.8
8 UNOPS	3.3	8 United Kingdom	4.0	8 Here Be Dragons (HBD)	3.6	8 United Kingdom	5.1	8 Norway	2.1
9 Norway	3.2	9 Norway	3.0	9 Norway	3.1	9 Germany	3.3	9 IOM	1.6
10 United States of America	3.1	10 Ecuador	2.9	10 Republic of Korea	3.1	10 United Arab Emirates	3.1	10 Egypt	1.3
Others	18.9	Others	19.6	Others	27.2	Others	21.9	Others	13.2

Total Contributions									
2015 USD 154.2 million		2016 USD 226.0 million		2017 USD 159.6 million		2018 USD 179.7 million		2019 USD 173.5 million	
Donor	%	Donor	%	Donor	%	Donor	%	Donor	%
1 Japan	30.8	1 United States of America	24.1	1 European Union	13.0	1 European Union	15.0	1 UNDP (incl. one UN fund)	25.5
2 European Union	9.3	2 Japan	9.7	2 Japan	9.6	2 Japan	12.5	2 Japan	13.4
3 Regular Budget	7.8	3 UNDP (incl. one UN fund)	8.1	3 Regular Budget	8.0	3 Switzerland	10.1	3 Adaptation Fund Board	11.3
4 Switzerland	6.2	4 Sweden	8.0	4 UNDP (incl. one UN fund)	7.7	4 Adaptation Fund Board	7.4	4 European Union	10.4
5 UNDP	5.9	5 European Union	7.0	5 Denmark	7.5	5 Regular Budget	6.2	5 Regular Budget	7.5
6 Somalia Dev. Fund	5.1	6 Regular Budget	6.0	6 KFW	7.4	6 Netherlands	6.1	6 Mexico	5.2
7 Netherlands	4.0	7 Block by Block	5.3	7 Sweden	7.4	7 United States	5.8	7 United Kingdom	4.9
8 UNICEF	3.7	8 UNOPS	3.7	8 Germany	4.2	8 UNDP (incl. one UN fund)	4.7	8 Norway	3.2
9 UNOPS	3.3	9 United Kingdom	3.7	9 Here Be Dragons (HBD)	3.2	9 United Kingdom	4.6	9 Bahrain	2.5
10 United States of America	3.2	10 Norway	3.0	10 Norway	3.2	10 Germany	3.0	10 IOM	1.5
Others	20.7	Others	21.4	Others	28.8	Others	24.6	Others	14.6