

# Consultations with the Ad-hoc working group on Programmatic, Budgetary and Administrative Matters of the Executive Board

## Work Programme and Budget for the year 2023 Report of the Executive Director

**Åsa Jonsson**

Chief a.i., Strategic Planning, Monitoring and Reporting

**Stephen Slawsky**

Director, Management, Advisory and Compliance Service

Friday 11 March 2022



**UN HABITAT**  
FOR A BETTER URBAN FUTURE

## A. Draft Work Programme

- Overview of Urban Challenges
- Orientations and Prioritization Considerations
- Strategy – The Strategic Plan
- Strategy – Key Elements of the Strategy for 2023
- External Factors
- Sub-Programmes
- UN-Habitat Flagship Programmes in 2023
- COVID-19 Recovery
- Social Inclusion: Continued focus as a process and an outcome in 2023



## B. Draft Budget

- Interim financial status
- Core Foundation trend
- Programme support trend
- New 2022 assumptions
- 2022 cost containment
- 2022 impact on capacity
- 2023 by source of funds
- 2023 by strategic area

## C. Discussion and outcomes

# | Status of Work Programme and Budget



January

February

Early March

Late March

June - October

October -  
December

## Overview

- Orientations for WPB 2023 and Prioritisation shared with Member States on 20 January 2022
- Presented to Ad-hoc WG on PBA on 26 January 2022

## Draft

- Draft WPB 2023 reviewed by PMC on 10 February 2022 and submitted to UNHQ on 22 February 2022

## Presented

- Draft WPB 2023 presented to Ad-hoc WG on PBA on 11 March 2022

## Discussed

- Discussion of WPB 2023 during EB 2022, 1<sup>st</sup> session

## Considered

- Consideration of the WPB 2023 by CPC, ACABQ and Fifth Committee

Consideration  
by EB and  
GA

# Draft Annual Work Programme 2023



# | Overview of Urban Challenges



IMPLEMENTING  
THE NEW  
URBAN AGENDA

**56% of the global population live in cities; expected to rise to 70% by 2050**

**More than 1.6 billion people live in inadequate housing and more than 1 billion live in slums and informal settlements.**

**Regional & sociopolitical disparities continue to influence who benefits from urbanization**



**High levels of inequality and exclusion are persistent trends in urban areas**

**The urban poor suffer the worst consequences of disasters (both natural and human-made)**

**The COVID-19 pandemic has exacerbated systemic inequalities**

**Cities are hot spots for environmental and energy challenges**

# | Orientations and Prioritization Considerations



IMPLEMENTING  
THE NEW  
URBAN AGENDA



The second **Quadrennial Report** highlights the need to elevate the NUA and to position its **transformative commitments** and key drivers to enable countries achieve the SDGs and other global agendas



The **COVID-19** pandemic exposed systemic inequalities and created new vulnerabilities, the State's crucial role in providing public goods and services, the significance of **local fiscal capacity**; inclusive **multi-level governance**; and the importance of planning and **urban design**, adequate housing and **sustainable** neighbourhoods.



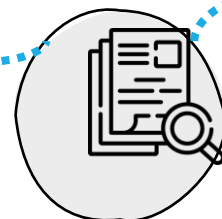
Cities provide opportunities to anchor pandemic recovery in **social justice** and **climate action**



While the UN-Habitat programme of work continues to adapt to evolving conditions, financial resources are needed to adequately **support Member States**



The strategy for delivering the 2023 programme plan continues to be driven by the **strategic plan** for the period **2020–2023**, recommended for extension to cover the period **\*2020-2025**.



Mid-term review



COVID recovery



Achieve SDGs

The mid-term review of the Strategic Plan found that the COVID-19 pandemic demonstrated the value of the strategic plan, which serves both as a **framework for recovery** and as a road map for **achieving the SDGs**.

# | Strategy - Key Elements of the Strategy for 2023

- 1** **Co-create** new programmes and projects to integrate normative and operational work; ensure alignment with adjustments to the Strategic Plan
- 2** Flagship programmes **fast-track integration** of normative and operational work; and scale impact of the organization
- 3** **Capacity-building** initiatives, **digitization** of tools and virtual e-learning programmes
- 4** Advocacy, communication and outreach activities across the 4 subprogrammes and **mobilize public** and **political support**
- 5** Follow up of **key meetings** e.g., High-Level meeting of the G.A., 11th session of the World Urban Forum, COP27
- 6** Monitor and report on global conditions and trends and provide **evidence for policymaking**
- 7** **Strategic partnerships** with other UN entities and other international organization & actors







The programme plan for 2023 is based on the following **assumptions**:

- 1** Adequate unearmarked extrabudgetary resources are available to implement planned deliverables
- 2** Countries commitment to the New Urban Agenda and 2030 Agenda for Sustainable Development (SDGs)
- 3** National and local governments continue to request for policy advice and technical assistance from UN-Habitat to develop and implement their urban policies, plans and strategies
- 4** Urban indicators, data and information are used to formulate policies, with adequate mechanisms available for impact monitoring and performance assessments
- 5** Social, political and macroeconomic conditions will not affect implementation of programmes and projects



IMPLEMENTING  
THE NEW  
URBAN AGENDA



## Subprogramme 1

# Reduced spatial inequality and poverty in communities across the urban-rural continuum

Support Member States in 2023 to:



Improve access and provision of basic services



Implement inclusive and gender-responsive land and housing policies, and improving tenure conditions



Promote effective human settlements growth and regeneration and principles of sustainable urbanization



Address structural inequalities exposed by the COVID-19 pandemic

### Expected results:

Quality, accessibility, inclusion and safety of public spaces in urban areas are improved for all

Number of people living in adequate and affordable housing is increased and capacities of policymakers to implement sustainable land governance systems are strengthened

Dilapidated urban areas are transformed and regenerated into social and economically inclusive areas that offer improved quality of life to inhabitants



IMPLEMENTING  
THE NEW  
URBAN AGENDA



## Subprogramme 2

### Enhanced shared prosperity of cities and regions

Support Member States in 2023 to:



Enhance policy and planning, and the contribution of urbanization to productivity and inclusive economic development



Strengthen local revenue systems and leverage a variety of sources of capital for sustainable urban development



Strengthen capacity on frontier technologies and innovations



Provide a territorial framework for the socio-economic recovery from COVID-19 and environmental action

#### Expected results:

Territorial development is balanced and human settlements are better-connected

Local authorities enact the institutional and legal reforms necessary to generate additional financial resources

Capacity of cities to address inequalities and bridge social, spatial and digital divides is strengthened

Improving data on COVID-19 urban hotspots and ameliorating living standards of most vulnerable



IMPLEMENTING  
THE NEW  
URBAN AGENDA



# Subprogramme 3

## Strengthened climate action and improved urban environment

Support Member States in 2023 in:



Low-emission city development, integrated in sectoral urban strategies



Sustainable and nature-based solutions to urban climate action



Policy, legislation, planning, governance and finance



Green recovery opportunities and an integrated approach to climate and health resilience after the COVID-19 pandemic

### Expected results:

Capacities to implement city-level climate action are strengthened

Climate action and urban environment planning is multidimensional and focused on urban biodiversity and reduction of air and water pollution

Investments for adaptation to climate change are mobilized

Capacities to develop green COVID-19 recovery plans that attract investments are increased

Cities, human settlements and communities are more climate and pandemic resilient



IMPLEMENTING  
THE NEW  
URBAN AGENDA



## Subprogramme 4

### Effective urban crisis prevention and response

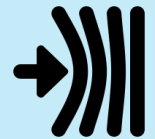
Support to Member States in 2023 to:



Increase social integration, safety in public spaces and tenure security for all in crisis-affected areas



Improve living standards and inclusion of migrants, refugees, internally displaced persons and returnees



Develop and implement disaster risk reduction and resilience strategies



Increase urban resilience and inclusion of urban recovery into national COVID-19 recovery strategies.

#### Expected results:

Communities living in crisis-situations are engaged in local decision-making with regard to reconstruction projects and improved social inclusion

Refugees, migrants, internally displaced persons, returnees and host communities have access to secure tenure, sustainable basic services and social services, adequate housing, safety, security

Multi-dimensional risks are reduced and protection for the most vulnerable increased through enhanced urban resilience

# | UN-Habitat Flagship Programmes in 2023



IMPLEMENTING  
THE NEW  
URBAN AGENDA

These programmes continue to fast-track integration between normative and operational work.

## **Inclusive, Vibrant Neighbourhoods and Communities**

Multistakeholder knowledge and resource mobilisation to promote inclusive, green and healthier urban regeneration.

**(Subprogramme 1 and 3)**

## **RISE-UP: Resilient settlements for the urban poor**

Leverage large-scale investments to build urban adaptation and climate resilience in global hotspots of vulnerability and address spatial inequality.

**(Subprogramme 1 and 3)**

## **Inclusive cities: enhancing the positive impacts of urban migration**

Supporting local and national authorities in creating inclusive and non-discriminatory urban environments for all people.

**(Subprogramme 1 and 4)**

## **People-Centered Smart Cities**

Policy formulation, financing, capacity building and technical support to local and national governments to make smart cities and urban digital transformation work for the benefit of all while contributing to inclusion and sustainability.

**(Subprogramme 2 and 3)**

## **Sustainable Development Goals Cities (SDG cities)**

Support cities to accelerate implementation of the SDGs through supporting interconnected processes of data analysis, strategic planning, impact project development and financing, and strengthening local institutions.

**(Subprogramme 1, 2, 3 and 4)**

# | COVID-19 Recovery



IMPLEMENTING  
THE NEW  
URBAN AGENDA

Planned deliverables to support Member States' ongoing management of and recovery from the COVID-19 pandemic:

**1** Support governments to increase access to water, sanitation and adequate housing

**2** Advocate for the prevention of evictions

**3** Measure and reduce spatial vulnerability

**4** Prepare urban planning strategies and local resilience programmes

# | Social Inclusion: Continued focus as a process and an outcome in 2023



IMPLEMENTING  
THE NEW  
URBAN AGENDA

1

Streamline **social inclusion** as a **process** and **outcome** to address cross-cutting issues relating to **older persons, children, people with disabilities, gender** and **youth**.



2

Strengthen programmatic approach to **leave no one behind** by focusing on spatial dimension of exclusion and self-reinforcing mechanisms of marginalization.



3

Enhance **Resilience** and **urban safety** to remain crosscutting in guiding frameworks, tools, standards, principles, capacity building and good practices on social inclusion issues.



4

Support **Global Network** including: Global Land Tool Network, Global Water Operators' Partnerships Alliance, Resilient Cities Network, Global Network on Safer Cities, Global Network of Urban Planning and Design Labs and Global Network of Public Space



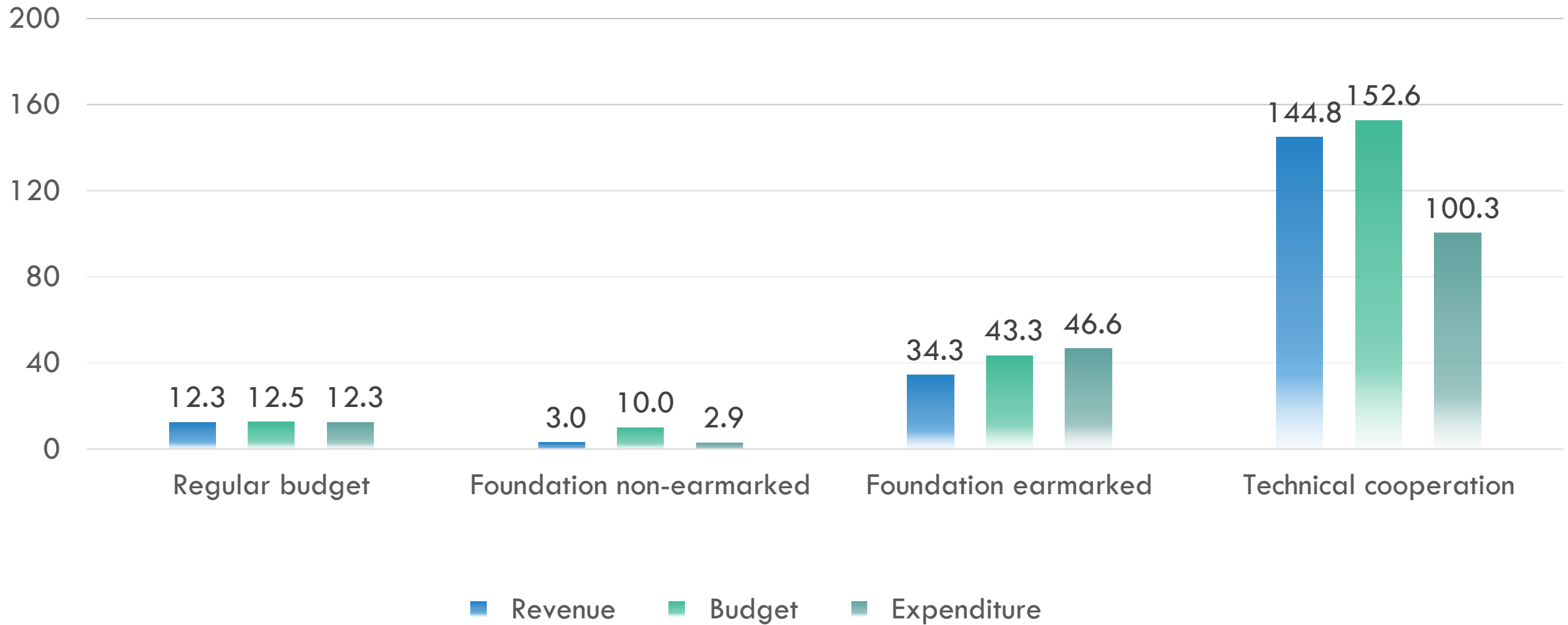


# Draft Budget of UN-Habitat and Human Settlements Foundation 2023

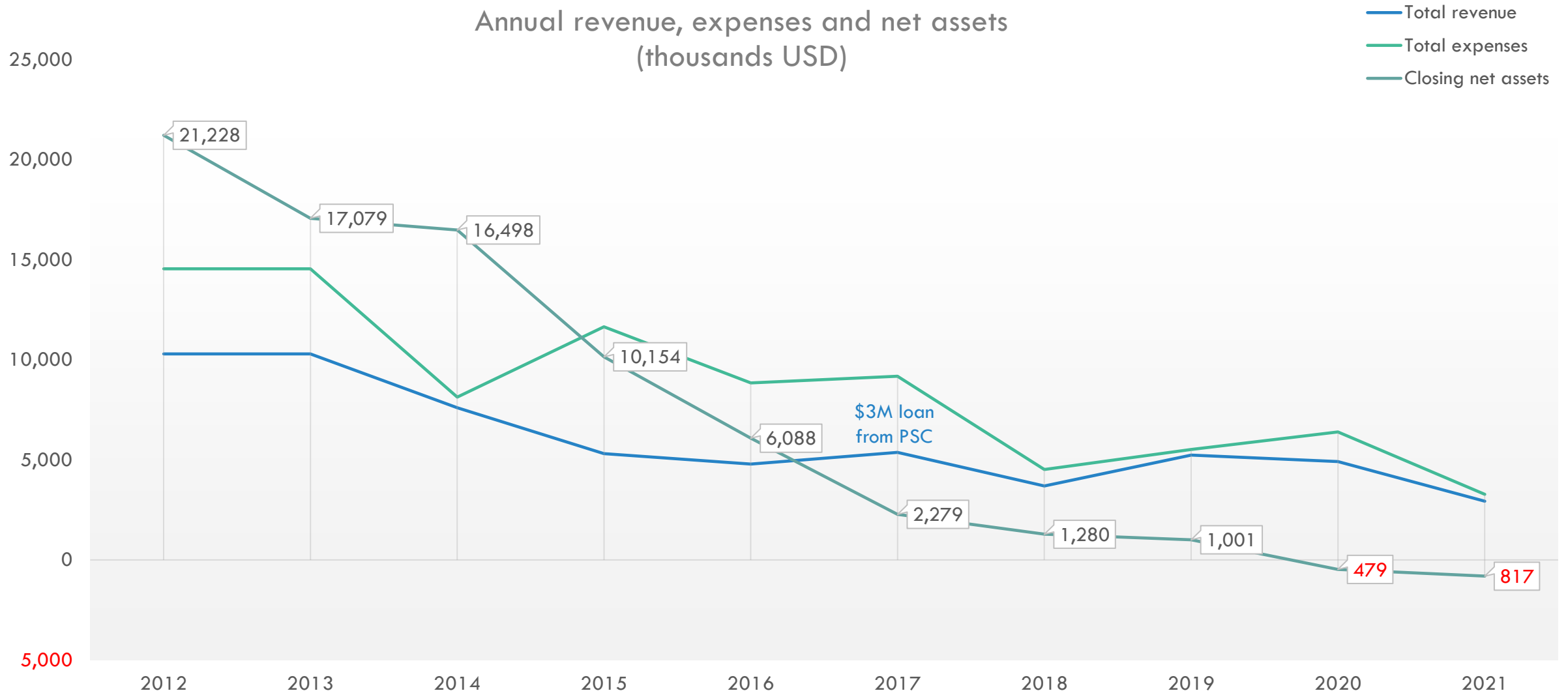




All income sources as at 31 December 2021  
(millions USD)

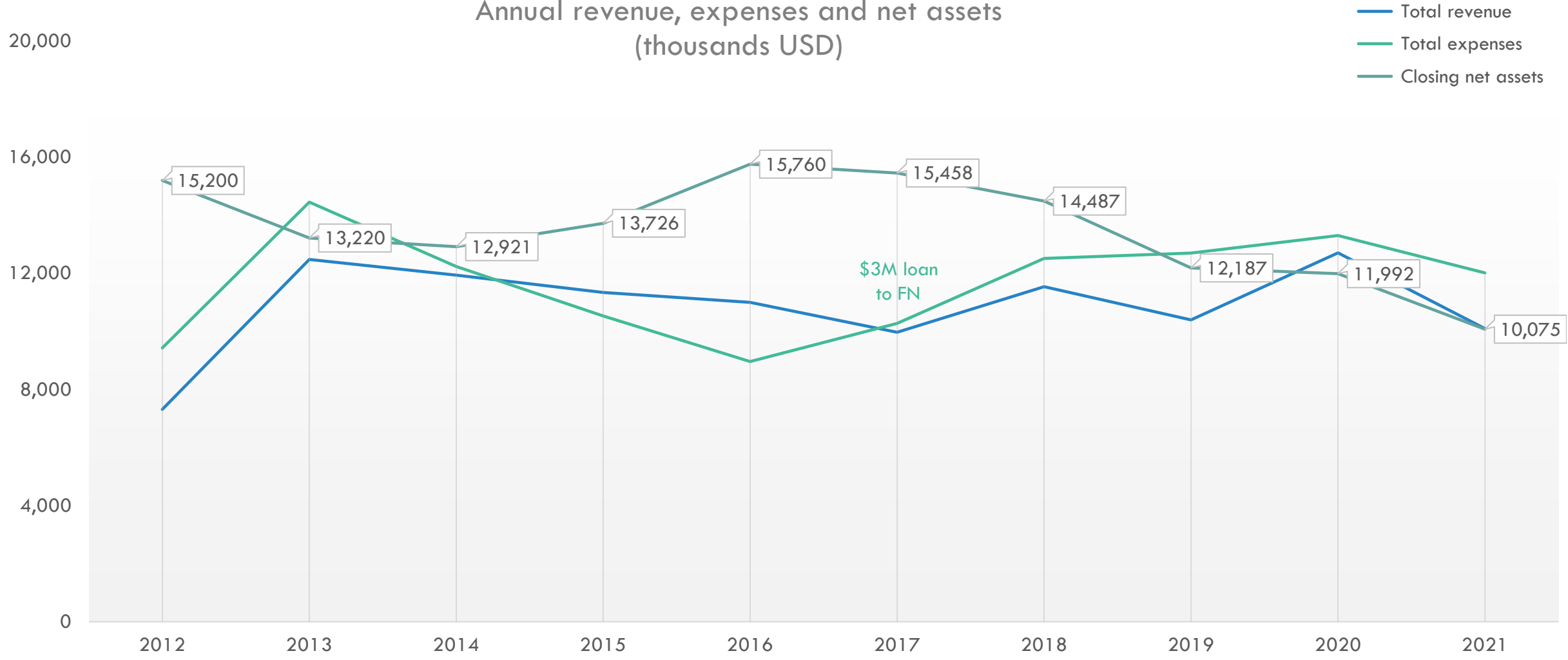


Annual revenue, expenses and net assets  
(thousands USD)





Annual revenue, expenses and net assets  
(thousands USD)





Sub-package “A minus”



Core foundation expenditure  $\leq$  \$3M

Programme support expenditure  $\leq$  \$10M



From solvency to sustainability  
Prioritization by SG in 2023 regular budget



- ✓ Reassign staff to available regular budget posts
- ✓ Reassign staff who are already doing project work
- ✓ Offers of early retirement
- ✓ Hiring freeze
- ✓ Additional internal controls on non-staff expenditures

Freeze / abolish vacated posts

## Limited monitoring and reporting on the strategic plan

Partial roll-out of the results framework, reduced evaluation of progress, limited ability to produce annual reports, training, evaluation, capacity-building and best practices

## Limited role as focal point on sustainable urbanization for system-wide coordination

Restricted ability to support common country analyses and cooperation framework engagement, fewer strategic partnership

## Limited implementation of UN-Habitat Assembly resolutions

### Limited normative work

Decrease in policy support at regional, national and subnational levels, restricted production of flagship publications including World Cities Report

### Limited outreach

Reduced in-person consultations, reduced production and translation of reports, reduced updating of web sites

### Limited administrative support

Partial capacity in core functions of budget, finance, human resources, information and communications technology, oversight and audit response, internal controls, and programme administration and support



Source of funds	Resources					Posts		
	Actual 2021	Approved 2022	Change amount	% change	Estimates 2023	2022	Changes	2023
Foundation non-earmarked	2,597.6	11,978.6	(8,977.6)	(74.9)	3,001.0	69	(55)	14
Regular budget	11,972.8	13,275.8	830.0	6.3	14,105.8	75	7	82
Foundation earmarked	41,094.8	69,122.0	(30,045.4)	(43.5)	39,076.6	-	-	-
Technical cooperation	101,734.4	149,845.5	(53,135.8)	(35.5)	96,709.7	-	-	-
Programme support	11,496.8	11,228.5	(1,178.1)	(10.5)	10,050.4	61	-	61
<b>Total</b>	<b>168,896.4</b>	<b>255,450.4</b>	<b>(92,506.9)</b>	<b>(36.2)</b>	<b>162,943.5</b>	<b>205</b>	<b>(48)</b>	<b>157</b>



Strategic priority	Resources				
	Actual 2021	Approved budget 2022	Change amount	% change	Estimates 2023
Subprogramme 1	51,061.5	62,946.4	(25,325.6)	(40.2)	37,620.8
Subprogramme 2	16,029.2	40,628.8	(223.9)	(0.6)	40,404.9
Subprogramme 3	18,173.9	71,953.5	(37,142.1)	(51.6)	34,811.4
Subprogramme 4	68,807.0	62,233.9	(25,776.8)	(41.4)	36,457.1
Policy making organs	1,176.6	1,487.9	(410.9)	(27.6)	1,077.0
Executive direction and management	6,205.9	7,035.1	(126.7)	(1.8)	6,908.4
Programme support	7,442.3	9,164.8	(3,500.9)	(38.2)	5,663.9
<b>Total</b>	<b>168,896.4</b>	<b>255,450.4</b>	<b>(92,506.9)</b>	<b>(36.2)</b>	<b>162,943.5</b>



## Recommendations to the Executive Board on the 2023 draft work programme and budget

# THANK YOU

**UN**  **HABITAT**  
FOR A BETTER URBAN FUTURE

[www.unhabitat.org](http://www.unhabitat.org)

