

UN-HABITAT

STATE OF THE WORLD'S CITIES 2006/7




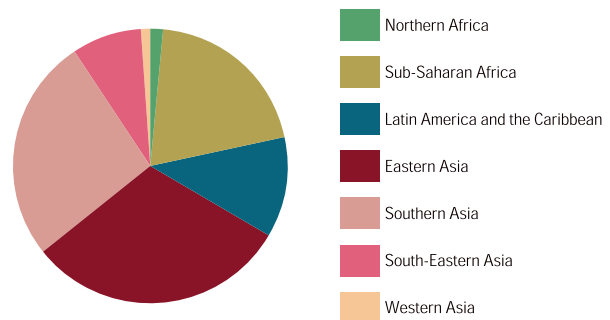
Slums: Overcrowding or “the hidden homeless”

- When 4 or more people live together in one tiny room, they experience a loss of dignity and are susceptible to infectious diseases and domestic violence.
- Children’s development suffers through being unable to do homework in a quiet space, poor sleep, illness, abuse and violence.
- Overcrowding is an insignificant problem in the developed world. For instance, less than 1% of the **Canadian** population shares a room with more than three people.
- In 2003, two-thirds of overcrowding was in **Asia** with half of the people (156 million) in **Southern Asia**.
- **Africa** ranked second in 2003 with 75 million suffering overcrowded conditions.
- In **Latin America and the Caribbean** 49 million do not have sufficient living space.
- In **Chile**, more than one fourth of urban residents are *los allegados*, families who have to share a home with other families.

TABLE 2.2.1 SUFFICIENT LIVING AREA COVERAGE AMONG URBAN POPULATION BY REGION, 2003

	Access to sufficient living area, 2003 (%)	Urban population in 2003 (thousands)	Population lacking sufficient living area (thousands)	Distribution of urban population lacking sufficient living area in developing world (%)
Northern Africa	90.5	77,910	7,429	1.9
Sub-Saharan Africa	73.1	251,166	67,629	16.8
Latin America and the Caribbean	88.2	417,229	49,176	12.2
Eastern Asia	91.5	564,871	47,813	11.9
Southern Asia	65.0	448,738	156,849	39.1
South-Eastern Asia	73.1	228,636	61,448	15.3
Western Asia	91.1	124,370	11,111	2.8
Total			401,456	

FIGURE 2.2.1 DISTRIBUTION OF URBAN POPULATION LACKING SUFFICIENT LIVING AREA, 2003



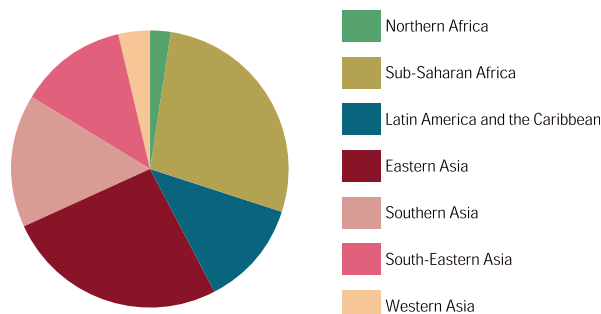
Slums: Safe Drinking Water

- Between 1990 and 2002, some 1.1 billion people were able to access safe drinking water, a global rise in coverage from 77% to 83%.
- But the number of people without access to improved water will double between 1990 and 2010 from 108 million to 215 million.
- Only two-thirds of the global urban population gets water from a tap – **Latin America and the Caribbean** (89.3%) ranks top and **Sub-Saharan Africa** (38.3) at the bottom.
- Per capita consumption varies widely between rich nations (500-800 litres a day) and poor nations (60-150 litres a day).
- Access to good water often varies greatly within a city even though UN statistics state that 95% of the world's urban residents have "improved" water which is why in **India** 65% of hospital in-patients are treated for water-borne diseases.
- **Sub-Saharan Africans** spend at least one-third of their incomes on curing water-related disease such as malaria and diarrhoea.
- Water is usually more expensive than the average city rate and often not easily available.
- In the **Kenyan** port of **Mombasa**, water was available for an average of 3 hours a day, a study showed.
- UN-HABITAT's Monitoring Urban Inequities Programme discovered that in the **Ethiopian** capital of **Addis Ababa** only 21.3% of urban residents enjoyed an improved water supply when defined by ease of access, sufficient quantity, affordability and time required for collection.

TABLE 2.3.1 IMPROVED DRINKING WATER COVERAGE AMONG URBAN POPULATION BY REGION, 2003

	Access to safe water source, 2003 (%)	Urban Population 2003 (thousands)	Population lacking safe water (thousands)	Distribution of urban population lacking safe water in developing world (%)
Northern Africa	94.9	77,910	3,960	2.4
Sub-Saharan Africa	82.0	251,166	45,210	27.6
Latin America and the Caribbean	95.2	417,229	20,166	12.3
Eastern Asia	92.5	564,871	42,365	25.9
Southern Asia	94.3	448,738	25,428	15.5
South-Eastern Asia	91.0	228,636	20,577	12.6
Western Asia	95.1	124,370	6,115	3.7
Total			163,822	

FIGURE 2.3.2 DISTRIBUTION OF URBAN POPULATION LACKING IMPROVED DRINKING WATER BY REGION, 2003



Source: UN-HABITAT 2005, Urban Indicators Programme Phase III and United Nations, World Urbanization Prospects; The 2003 revision.

Note: Access to safe water was computed from data of WHO/UNICEF Joint Monitoring Programme for Water Supply and Sanitation.

This is a UN-HABITAT Feature/Backgrounder, please feel free to publish or quote from this article provided UN-HABITAT is given credit. Suitable photographs are available on our website. For further information, please contact: Mr. Sharad Shankardass, Spokesperson, or Ms. Zahra Hassan, Press & Media Liaison, Press & Media Relations Unit, Tel: (254 2) 7623153/7623151, Fax: (254 2) 7624060, E-mail: habitat.press@unhabitat.org, Website: www.unhabitat.org. SOWC/06/07/B/Slum3